


PACKAGED TERMINAL AIR CONDITIONING/ HEAT PUMP

Replacement PTAC/ PTHP Chassis: American Standard Type 45, McQuay ENR, Carteret Type 45, Remington/ Singer Type 45, IslandAire- 45, & RetroAire RC-10

NOMINAL CAPACITY:

9,000, 12,000, 15,000, 18,000 BTU/h

For Sales assistance call, 877-782-2289 / 877-PTAC-BUY



Description:

Adirondack-Aire '45' Series is a direct replacement for American Standard Type 45, Carteret Type 45, Remington/ Singer Type 45, IslandAire- 45, & RetroAire RC-10 chassis. The chassis is a part of a complete system, which consists of the chassis, wall sleeve, outdoor louver, room cabinet, and sometimes a heat section. The chassis contains the compressor, indoor and outdoor heat exchangers, fan motors & fans, and controls. The '45' is dimensionally compatible with the original for a fast, easy, and trouble free installation. Proven technology, quality components, careful design and testing, and the latest in reliability and efficiency advances assure long life, user satisfaction, and lower energy cost! Consider the extensive list of standard features which includes: Rust-Block\* corrosion protection system, evaporator freeze protection, pull handle, and high-pressure over protection.... and

Adirondack-Aire is the replacement solution the competition can't match. Cold Point Corp. backs the '45' with a customer friendly one-year parts and labor warranty and five-year compressor warranty, (see Warranty document for details). Heat Pumps are available and include a thermostatic expansion valve and condenser drain pan valve. Consult factory for availability of heat pumps.

Application & Benefits:

The Adirondack-Aire '45' series replacement chassis fits the existing wall sleeves and room cabinets without modification. A slinger condenser fan and draw-thru airflow pattern re-evaporates condensate and makes cleaning dirty coils easy. The standard high-pressure switch and evaporator freeze protection stops unit operation before damage occurs should airflow become reduced or obstructed due to dirty coils, obstructed airflow, or motor failures or lock-up.....a premium feature usually found only in expensive commercial systems. Condensate re-evaporation and the Rust-Block system assure a stain-free building exterior. High efficiency compressors provide demonstrated reliability and low sound levels and cut energy costs...and because the chassis dimensions and construction details are like the original replacement work is fast and easy. A chassis pull handle is provided to facilitate easy removal and handling. Using Adirondack-Aire replacements eliminates the need for room and exterior wall renovation and is the solution that gets your property back in service quickly and at the lowest total cost. Choose the optional room cabinet to give the unit a brand new look and improve room aesthetics.

Options/Accessories:



- Heat Pump (consult factory)
- Electric heat or Hydronic heat
- Control options
- Motorized fresh air
- Cabinets
- Wall Sleeves
- Louvers
- 115V & 265/277V (availability varies by model size)

\* Rust-Block corrosion protection system consists of:
•Heavy gauge galvanized steel construction with powder paint finished condenser & evaporator pans


•Galvanized or Aluminum Condenser Fan
•Stainless steel compressor and condenser motor studs

•Magnaguard and/or stainless steel screws and fasteners

Standard Features

- 1). Made in USA
- 2). Designed for easy installation. Dimensionally compatible with original American Standard, McQuay, Carteret, Remington/ Singer, IslandAire & RetroAire chassis
- 3). Exclusive Rust-Block corrosion protection
- 4). High efficiency PSC fan motors w/built-in temperature protection
- 5). UL listed components and construction
- 6). Quiet, durable, and efficient compressor with built-in pressure & temperature protection
- 7). Heavy Gauge G60 galvanized steel construction with powder coat painted condenser & evaporator pans
- 8). High efficiency copper tube-aluminum fin evaporator and condenser coils
- 9). Slinger condenser fan
- 10). Condensate re-evaporation
- 11). High Pressure switch with manual reset
- 12). Frost free low ambient cooling\*
- 13). Chassis pull handle facilitates easy chassis removal & handling
- 14). Heat pump heating to 35°F outdoor\*\*
- 15). Capillary expansion. Thermostatic expansion valve (heat pumps)
- 16). Positive shift reversing valve (heat pumps)
- 17). Precision charged with R-22 refrigerant
- 18). Line Cord (ex. 265V)

\*Cooling operation locks-out at 34° F outdoor temperature and restarts @ 55° F. \*\*Actual temperature affected by relative humidity, solar effect, etc.

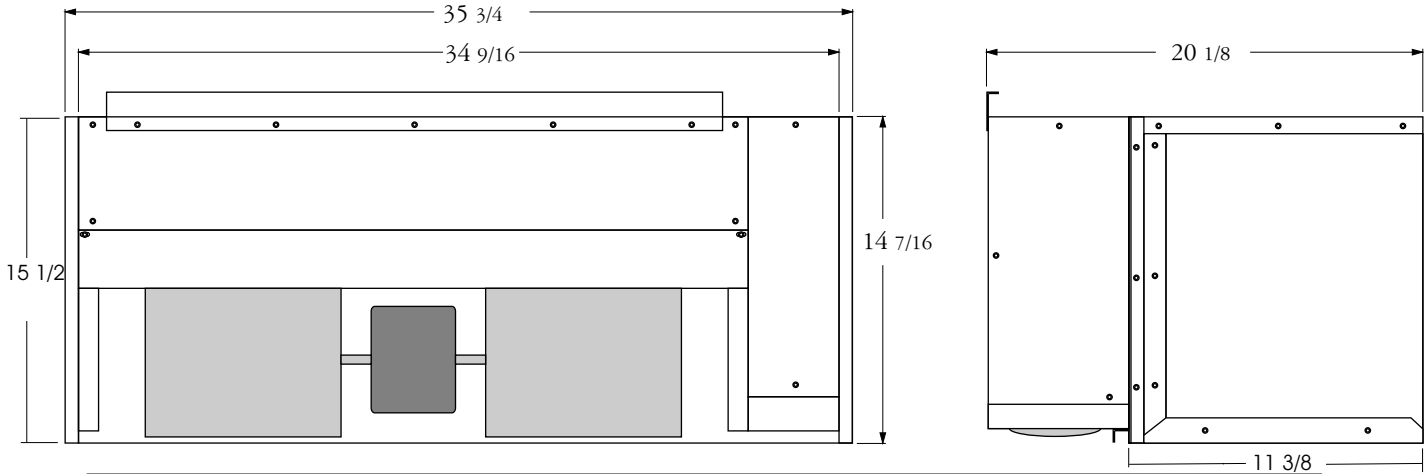


# 45 Dimensions and Specifications

**Note:** Due to Cold Point Corporation's ongoing quality & product development programs, design and specifications may change. Always consult factory to verify the information provided here.

## DIMENSIONAL DETAIL '45'

**IMPORTANT!** Chassis must replace a unit of like capacity to assure proper **power supply**.



### 45 CHASSIS ELECTRICAL RATINGS (1)

Model	Voltage/ HZ/Ph	Evap. Mtr. HP**	Evap. Mtr. Amps	Cond. Mtr. HP	Cond. Mtr. Amps	Comp RLA	Comp LRA	TOTAL AMPS	CKT AMPAC	MAX FUSE	MIN. Volts	Line Cord
45- 09	115/60/1	1/10	1.2	1/10	1.2	7.5	42.0	9.9	12	15	104	5-15P
45- 09	208/230/60/1	1/10	0.6	1/10	0.6	3.7	21.0	4.9	6	15	197	6-15P
45- 09	265/60/1	1/10	0.6	1/10	0.6	3.1	15.0	4.3	6	15	239	N/A
45- 12	115/60/1	1/10	1.2	1/10	1.2	9.9	56.0	12.3	15	25	104	5-20P
45- 12	208/230/60/1	1/10	0.6	1/10	0.6	5.0	24.0	6.2	8	15	197	6-15P
45- 12	265/60/1	1/10	0.6	1/10	0.6	4.2	20.0	5.4	7	15	239	N/A
45- 15	208/230/60/1	1/10	0.6	1/4	1.6	6.6	34.0	8.8	11	15	197	6-15P
45- 15	265/60/1	1/10	0.6	1/4	1.6	5.4	30.0	7.6	9	15	239	N/A
45- 18	208/230/60/1	1/10	0.6	1/4	1.6	7.5	42.0	9.7	12	15	197	6-15P
45- 18	265/60/1	1/10	0.6	1/4	1.6	6.6	35.0	8.8	11	15	239	N/A

(1) If electric heat option is selected see Electric Heat Ratings Table: Total AMPS, Ampacity & Fuse size is the larger value.

### NEMA Configurations Non Locking Plugs/Receptacles

Voltage	125V	250V	277V
15A Recp.	5-15R 	6-15R 	7-15R 
15A Plug	5-15P 	6-15P 	7-15P 
20A Recp.	5-20R 	6-20R 	7-20R 
20A Plug	5-20P 	6-20P 	7-20P 
30A Recp.	5-30R 	6-30R 	7-30R 
30A Plug	5-30P 	6-30P 	7-30P 

### Electric Heat Ratings (optional)

Heater No. (wcu)	Volt	Watts	BTU/h	HTR Amps	Total HTR Amps	Min CKT Amps	Max. Fuse	Line Cord
2	208	1,800	6,140	8.7	9.3	12.0	15	6-15P
	230	2,200	7,500	9.6	10.2	13.0	15	6-15P
	265	2,900	9,900	10.9	11.5	15.0	15	N/A
	277	3,190	10,900	11.5	12.1	15.0	15	N/A
3	208	2,450	8,350	11.8	12.4	16.0	20	6-20P
	230	3,000	10,200	13.1	13.7	17.0	20	6-20P
	265	4,000	13,640	15.1	15.7	20.0	20	N/A
	277	4,350	14,830	15.7	16.3	21.0	25	N/A
4	208	3,270	11,150	15.7	16.3	21.0	25	6-30P
	230	4,000	13,640	17.4	18.0	23.0	30	6-30P

### 45 PERFORMANCE TABLE (Tested in Accordance w/ARI)

Model	COMP	Cond. Fan Type/Air Direction	Cool BTUH	SENS BTUH	EER	CFM HI/ LO*
45- 09	Rotary	Axial/ Draw Thru	9,100	8,100	9.0	440/330
45- 12	Rotary	Axial/ Draw Thru	11,000	8,700	8.6	440/330
45- 15	Rotary	Axial/ Draw Thru	15,300	11,300	8.3	550/400
45- 18	Rotary	Axial/ Draw Thru	16,800	11,800	8.3	550/400

\*Dry Coil Airflow

Model No.	Shipping Weight (lbs)
09	115
12	115
15	115
18	115