

# OTHER MANUFACTURED UNITS

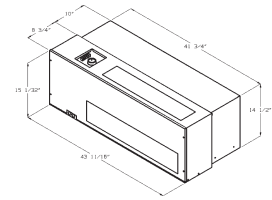
Replacements and New Construction

## EZ SERIES 5R

43 11/16" W, 15 1/13" H, 18 3/4" D

Replaces the Ice-Cap 5R unit

- Unit only available
- Available 9500; 12000; 15000 BTUH Cooling
- Available in 115 volt, 208/230 volt, 277 volt
- Available cooling only, hydronic or electric heat

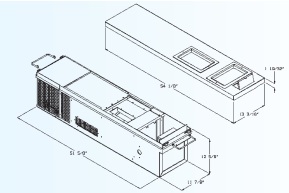


## EZ SERIES AM

54 1/8" W, 12 5/8" H, 13 3/16" D

Replaces the Amana Coffin unit

- Unit only available, comes with top cabinet and grilles
- Available in 12000, 15000 BTUH Cooling
- Available 208/230 volt
- Available cooling only

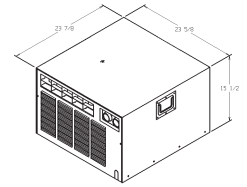


## EZ SERIES AT

23 5/8" W, 15 1/2" H, 23 7/8" D

Replaces A/C units for specified dimensions

- Available 9500 and 12000 BTUH cooling
- Available 115 volt and 208/230 volt
- Cooling only

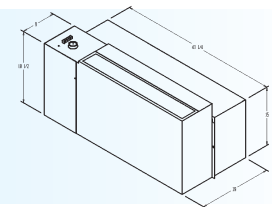


## EZ SERIES C7

41 1/4" W, 18 1/2" H, 19" D

Replaces the Friedrich CM701

- Available 7000; 9000; 12000; 15000
- Available in 115 volt, 208/230 volt, 277 volt

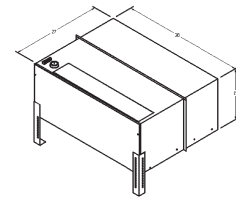


## EZ SERIES C8

36" W, 15" H, 27" D

Replaces Friedrich CM 180

- Available in only 18000 BTUH cooling
- Available in 208/230 volt, 277 volt

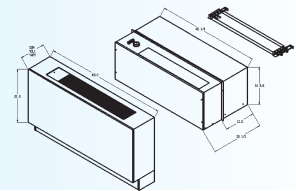


## EZ SERIES CC

48" W, 21" H, 20 1/2" D

Replaces the Slant Fin CC unit

- Must order room cabinet and hydronic coil with unit (if Hyd.)
- Available in 9500; 12000; 15000 BTUH cooling
- Available in Electric heat and Hydronic heat

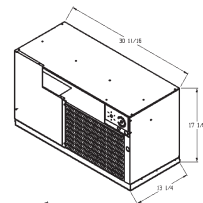


## EZ SERIES CT

30 11/16" W, 17 1/8" H, 13 1/4" D

Replaces the Keeprite (CANADA) unit

- Available in only 9500 BTUH cooling
- Available in 115 volt, 208/230 volt, 277 volt
- New front panel must be ordered with each unit.

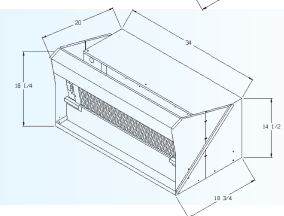


## EZ SERIES CY

34" W, 18 1/4" H, 20" D

Replaces the Chrysler

- Available cooling chassis only, with field hard wire connections.
- Available 208/230 volt
- Available to work with existing heat section

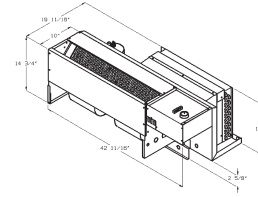


# EZ SERIES EK

42 11/16" W, 14 3/4" H, 19 11/16" D

Replaces the Singer KS (EK)

- Available in 9500; 12000; 15000 BTUH cooling
- Available in 208/230 volt and 277 volt

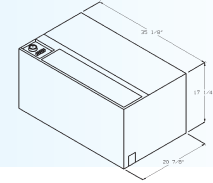


# EZ SERIES FM

35 1/8" W, 17 1/4" H, 20 7/8" D

Replaces the Slant Fin FM unit

- Available in 9500; 12000; 15000 BTUH cooling
- Available in 115 volt, 208/230 volt and 277 volt

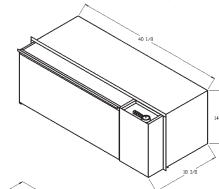


# EZ SERIES GE

40 1/8" W, 14 3/8" H, 18 3/8" D

Replaces the GE Flat Top only (custom)

- Available in 9500; 12000; 15000 BTUH cooling
- Available in 208/230 volt, 277 volt
- Flat top only, cooling with electric heat

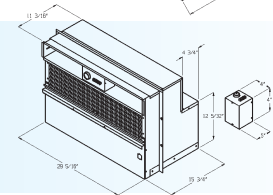


# EZ SERIES IT

29 5/16" W, 20 1/2" H, 15 3/4" D  
32" W, 20 1/2" H, 15 3/6" D

Replaces the Integrity unit

- Available in 9500, 12000, 15000, BTUH
- Available in 115 volt, 208/230 volt and 277 volt
- Available with front controls or remote control box with harness

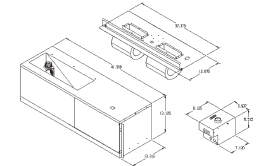


# EZ SERIES N4

41 1/2" W, 13 1/8" H, 13 3/16" D

Replaces the Dunham Bush Newport IV unit

- Available in 9500; 12000;
- Available in 208/230 volt, 277 volt
- Must order a complete unit, cooling chassis fan deck assembly and control box



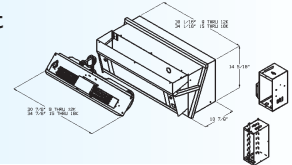
# EZ SERIES NR

34 1/16" W, 14 5/16" H, 10 7/8" D

Replaces the Nesbitt Modular Roommate unit

- Available 9500; 12000; 15000 BTUH cooling
- Available in 208/230 volt, 277 volt
- Flat top and sloped room cabinet available

Note: Do not upgrade BTUH size from 12,000 to 15,000 because the interior dimensions of the 15,000 unit is larger.

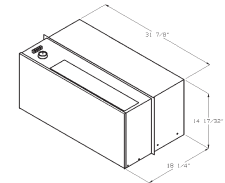


# EZ SERIES RY

31 7/8" W, 14 17/32" H, 18 1/4" D

Replaces the Zoneaire RY unit

- Available in 9500 and 12,000 BTUH cooling
- Available in 115 volt, 208/230 volt
- Available in push button control only

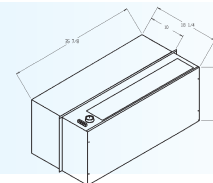


# EZ SERIES SC

35 7/8" W, 15" H, 18 1/4" D

Replaces the Zoneaire SC unit

- Available in 9500; 12000; 15000; 18000
- Available in 115 volt, 208/230 volt, 277 volt
- Available in cooling only, electric heat, hydronic heat
- Wall sleeve/cabinet front panel and louver available.



# EZ SERIES TE

42 3/8" W, 16" H, 18 13/32" D

Replaces the Friedrich & Zoneaire "T" unit

- Available in 7500; 9500; 12000; 15000
- Available in 115 volt, 208/230 volt, 277 volt
- Comes with the new sloped front panel

